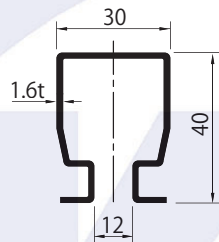


## Track



- Type : EC-SST-35
- Material : Steel, Aluminum, STS304
- The Load of Maximum Section : 60kg

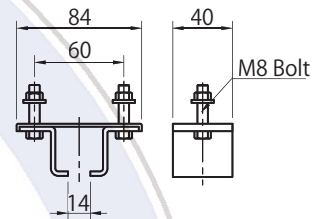


- Fixed Bracket Spacing : 1.5m
- Length of Track : Max. 5m

## Under Hanger



- Type : EUH-1
- Material : Steel
- Surface Treatment : Galvanized

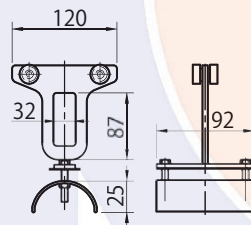


- Fixed Bracket Spacing : 1.5m
- AL Track Hanger is Option(EUH-1-AL)

## Lead Carrier



- Type : ELC-1
- Material : Steel
- The Load of Maximum Section : 30kg

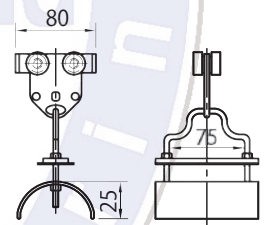


- Quantity required : 1ea/1Line
- Weight : 0.5kg/ea
- Surface Treatment : Galvanized

## Cable Carrier




- Type : ECC-1
- Material : Steel
- Surface Treatment : Galvanized

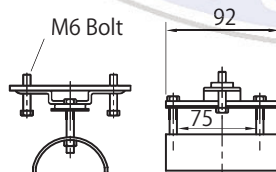


- Quantity required : 1ea/2m
- Weight : 0.4kg/ea
- Load of Maximum Section : 30kg

## Track Clamp




- Type : ECT-1
- The Load of Maximum Section : 30kg

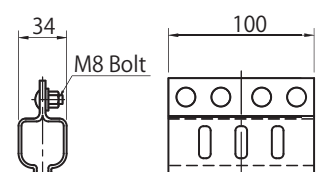


- Quantity required : 1ea/1Line
- Material : Steel

## Joint Clamp

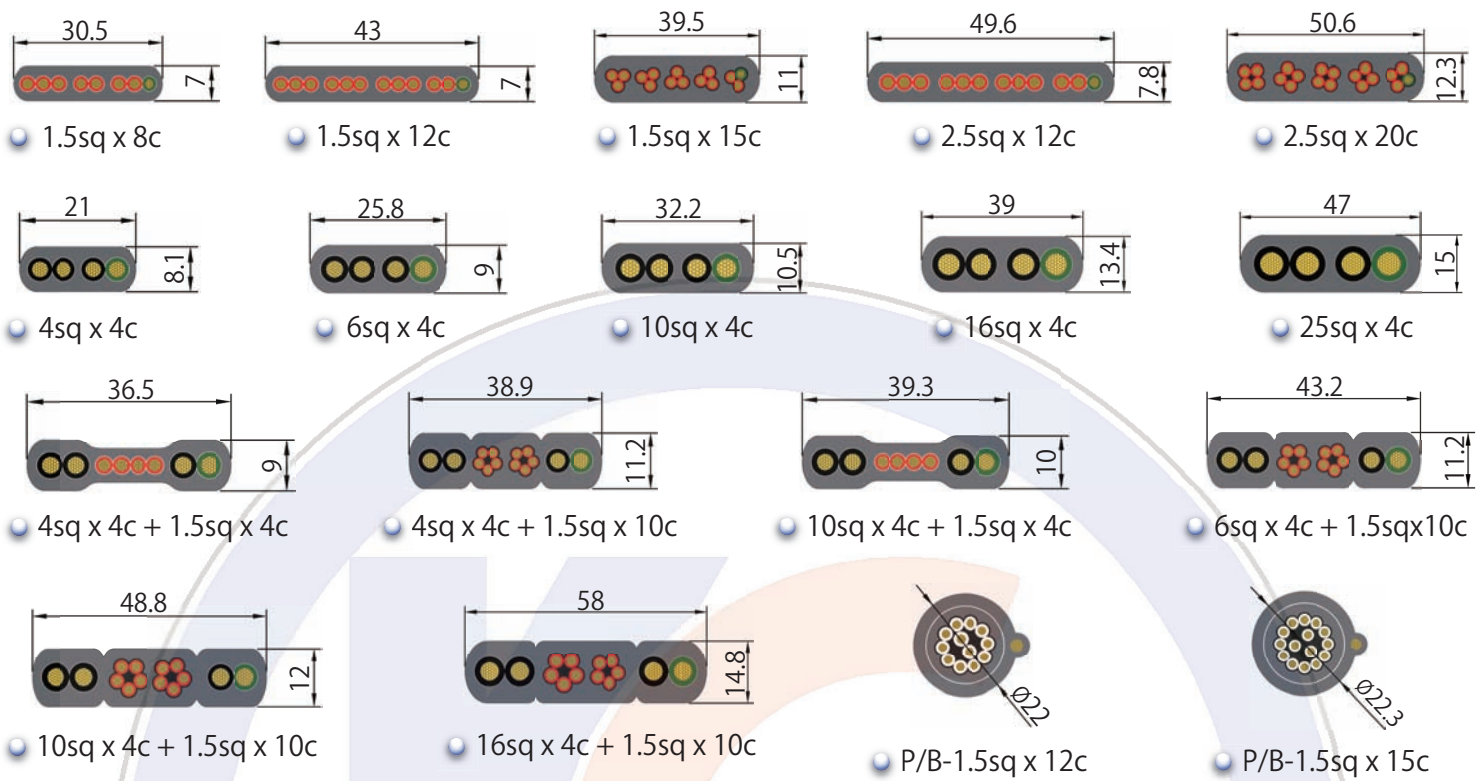


- Type : EJC-1
- Surface Treatment : Galvanized



- Quantity required : 1ea/1Line
- Material : Steel

## ✓ Flat Cable (VCT-F)



Symbol	No. of core(ea)	Conductor			Thickness of insulation (mm)	Thickness of sheath(mm)	Nominal dia. over sheath (mm)	Weight (kg/m)
		Normal section area (mm <sup>2</sup> )	No.& dia. of wire (No/mm)	Dia(App.) (mm)				
1.5sq x 8c	8	1.5	59 / 0.18	1.5	0.8	7 x 30	0.376	
1.5sq x 12c	12	1.5	59 / 0.18	1.5	0.75	7 x 43	0.543	
1.5sq x 15c	15	1.5	59 / 0.18	1.5	0.75	11 x 39.5	0.663	
2.5sq x 12c	12	2.5	47 / 0.26	1.85	0.8	7.8 x 49.6	0.667	
2.5sq x 20c	20	2.5	47 / 0.26	1.85	0.8	12.3 x 50.6	-	
4sq x 4c	4	4.0	4 / 40 / 0.18	2.3	0.9	1.8 ~ 2.0	8.1 x 21	0.307
6sq x 4c	4	6.0	4 / 59 / 0.18	3.4	0.9	1.8 ~ 2.0	9 x 25.8	0.486
10sq x 4c	4	10	4 / 47 / 0.26	4.3	1.0	2.1	10.5 x 32.2	0.707
16sq x 4c	4	16	6 / 47 / 0.26 1 / 40 / 0.18	6.0	1.0	2.7	13.4 x 39	1.059
25sq x 4c	4	25	10 / 47 / 0.26	7.0	1.5	2.5	15 x 47	1.067
4sq x 4c + 1.5sq x 4c	4/4+1.5/4	4.0 / 1.5	4 / 40 / 0.18 59 / 0.18	2.3 / 1.5	0.9 / 0.75	1.8 ~ 2.0	9 x 36.5	0.502
4sq x 4c + 1.5sq x 10c	4/4+1.5/10	4.0 / 1.5	4 / 40 / 0.18 59 / 0.18	2.8 / 1.5	1.2 / 0.75	2.5 ~ 3.0	11.2 x 38.9	0.755
6sq x 4c + 1.5sq x 4c	6/4+1.5/10	6.0 / 1.5	4 / 59 / 0.18 59 / 0.18	3.4 / 1.5	1.0 / 0.75	1.8 ~ 2.0	10 x 39.3	0.635
6sq x 4c + 1.5sq x 10c	6/4+1.5/10	6.0 / 1.5	4 / 59 / 0.18 59 / 0.18	-	1.0 / 0.75	1.8 ~ 2.0	11.2 x 43.2	0.840
10sq x 4c + 1.5sq x 10c	10/4+1.5/10	10 / 1.5	4 / 47 / 0.26 59 / 0.18	4.3 / 1.5	1.0 / 0.75	2.5 ~ 2.8	12 x 48.8	1.010
16sq x 4c + 1.5sq x 10c	16/4+1.5/10	16 / 1.5	4 / 47 / 0.26 + 4 / 59 / 0.18 59 / 0.18	6.0 / 1.5	1.3 / 0.75	3.0 ~ 3.2	14.8 x 58	1.495
KEVV-HR 1.5sq x 12c	12	1.5	59 / 0.18	1.5	0.75	2.0 ~ 2.5 2.5 ~ 2.8	22 x 25	0.602
KEVV-HR 1.5sq x 15c	15	1.5	59 / 0.18	1.5	0.75	2.0 ~ 2.5 2.5 ~ 2.8	22.3 x 26	0.650