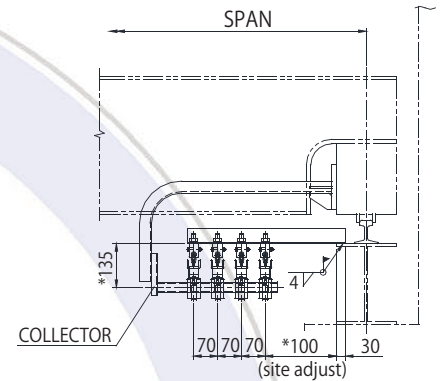
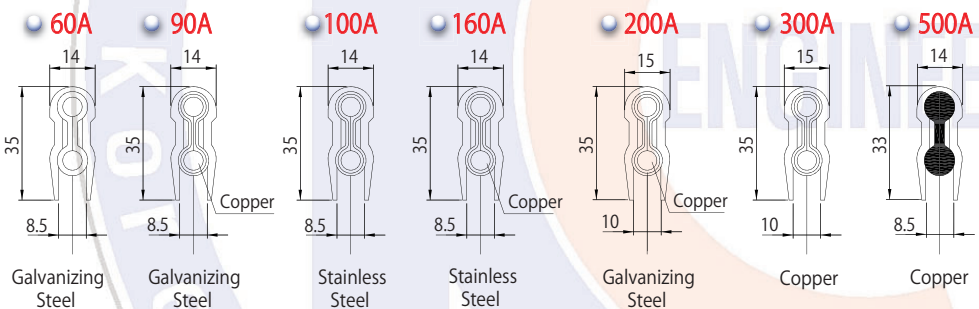


✓ Trolley Bar Ampere Kind

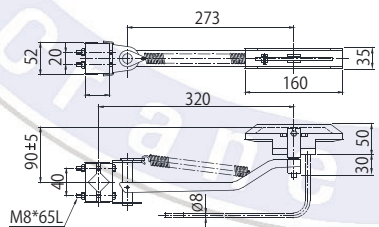

Rated Current(A)	Length (mm)	Weight (kg)	Item No.		Material
			Standard Type (70°C Heatproof)	Special Type (110°C Heatproof)	
60A	3000	2	ET-1-007	ET-2-007	Galvanized Steel
90A	3000	2	ET-1-001	ET-2-001	Galvanized Steel(85%)+Copper(15%)
100A	3000	2	ET-1-002	ET-2-002	STS304
150A	3000	2	ET-1-008	ET-2-008	Steel(50%)+Copper(50%)
160A	3000	3	ET-1-009	ET-2-009	STS304(50%)+Copper(50%)
200A	3000	3	ET-1-003	ET-2-003	Galvanized Steel(40%)+Copper(60%)
300A	3000	3.2	ET-1-005	ET-2-005	Copper
500A	3000	5.5	ET-1-011	ET-2-011	Copper(Solid)



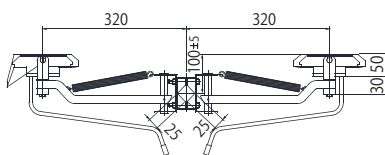
✓ Material of Trolley Bar



✓ Collector



Single Collector



Double Collector

Item No.	Collect Capacity(A)	Wight(kg)	Application	Type	Material
ECC-1-001	30A	0.81	Straight & Curve	Single	Steel
ECC-1-001	60A	0.85	Straight		
ECC-1-001	90A	0.9	Straight		
ECC-1-001	200A	1	Straight		

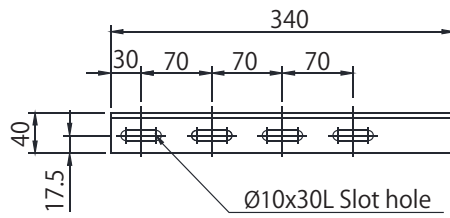
Item No.	Collect Capacity(A)	Wight(kg)	Application	Type	Material
ECC-1A-002	60A	1.37	Straight	Single	Aluminum
ECC-1A-003	90A	1.5	Straight		
ECC-1A-005	200A	1.6	Straight		

Item No.	Collect Capacity(A)	Wight(kg)	Application	Type	Material
ECT-1-001	120A	1.7	Straight	Double	Steel
ECT-1-002	180A	1.8	Straight		
ECT-1-003	400A	2.0	Straight		

Bracket



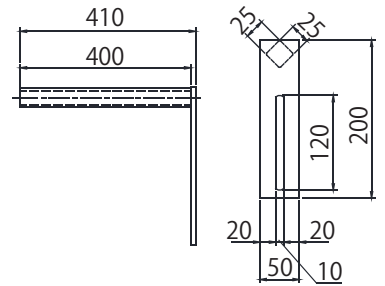
EC-BR-4P-340




Mounting Bar



EJC-1-001

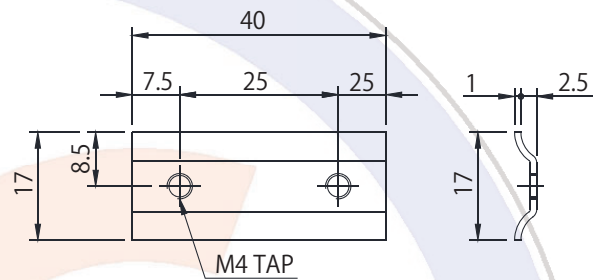


Joint Keeper

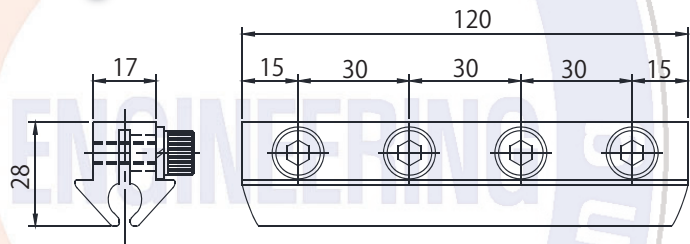


Item No.	Ampere	Weight(kg)	Material	Necessary quantity
EJK-1-001	60A~200A	0.01	COPPER	1 ea
EJK-1-002	300A	0.02	COPPER	2 ea
EJK-1-003	500A	0.6	COPPER	1 ea

60A ~ 300A



500A



Carbon Brush




H-30A

C-60A

C-90A

C-200A

Installation Procedures for Trolley Bar



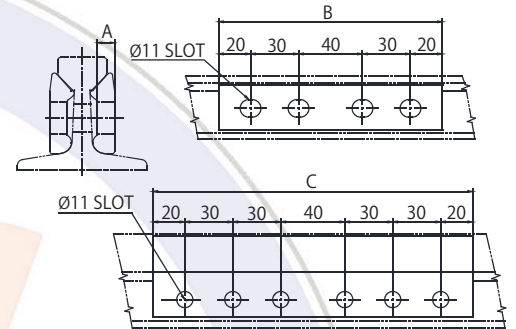


✓ Joint Keeper



Item No.	Ampere	Material
EC-SJK-01	300A	BRASS
EC-SJK-02	500A, 600A	BRASS
EC-SJK-03	800A, 1000A	BRASS
EC-SJK-04	1200A	BRASS
EC-SJK-05	1500A	BRASS
EC-SJK-06	1800A	BRASS
EC-SJK-07	2000A	BRASS

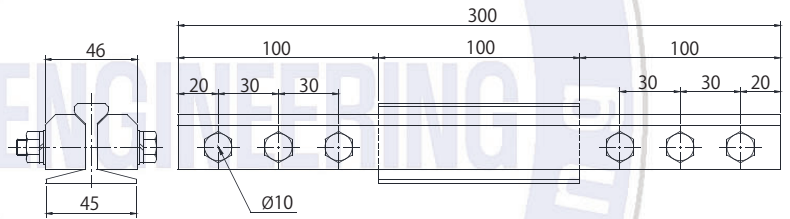
Ampere	A	B	C
300A	6	140	
600A	8	140	
1000A	8		200
1200A	10		200
~2000A	11		200



✓ Isolating Section (Repair Part)



Item No.	Ampere	Length (mm)
EC-SIS-002	MC NYLON	100

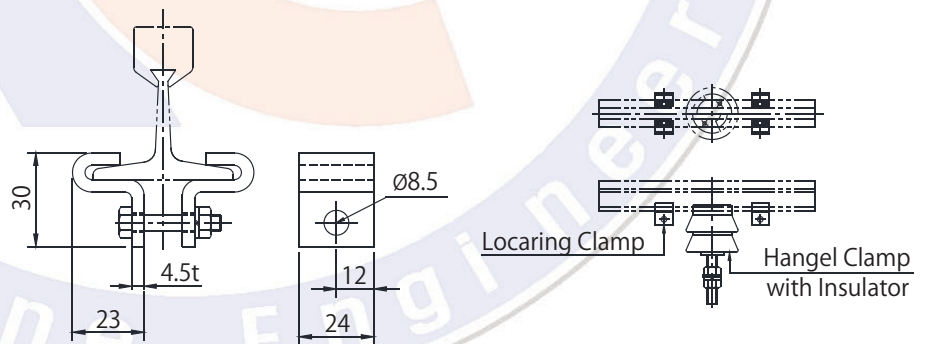


✓ Locating Clamp



EC-SLC-001 EC-SLC-002

Item No.	Ampere	Material
EC-SLC-001	0.19	SS400
EC-SLC-002	0.36	BRASS

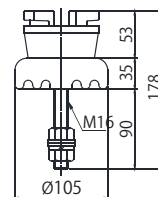


✓ Hanger Clamp with Insulator

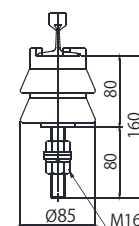


EC-HC-1 EC-HC-2 EC-HC-3

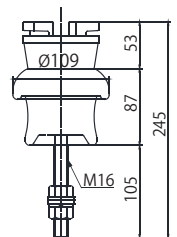
Item No.	Weight(kg)	Material
EC-HC-1	1.8	Porcelain
EC-HC-2	1.0	Epoxy
EC-HC-3	2.2	Porcelain



EC-HC-1



EC-HC-2



EC-HC-3